

Panel Battery Replacement

Note: Please always have your system disarmed before doing this. Call the monitoring station to put your system on test while replacing the battery


1) We will need to find your security panel. (This is usually in the mechanical room or in a place discussed at the time of install).



2) After finding the security panel we will need to open it and expose the battery of the system.

* There will be screw's holding the door shut in these locations.




3) Now we need to disconnect the battery. (Pull the wiring harness off the board).





4) Disconnect the old battery from the wiring harness.



5) Get your new battery and put the wiring harness on the new battery.

Note: There are two different types of batteries your battery will look like one of the following.



6) Hook the battery back up to the board.

7) Close the door to the alarm system and put the screws back in.

